



House Appropriations Committee

Calvin Reed, KDOT Secretary

January 23, 2024

KDOT's Mission:

To provide a safe, reliable, innovative statewide transportation system that works for all Kansans today and in the future.



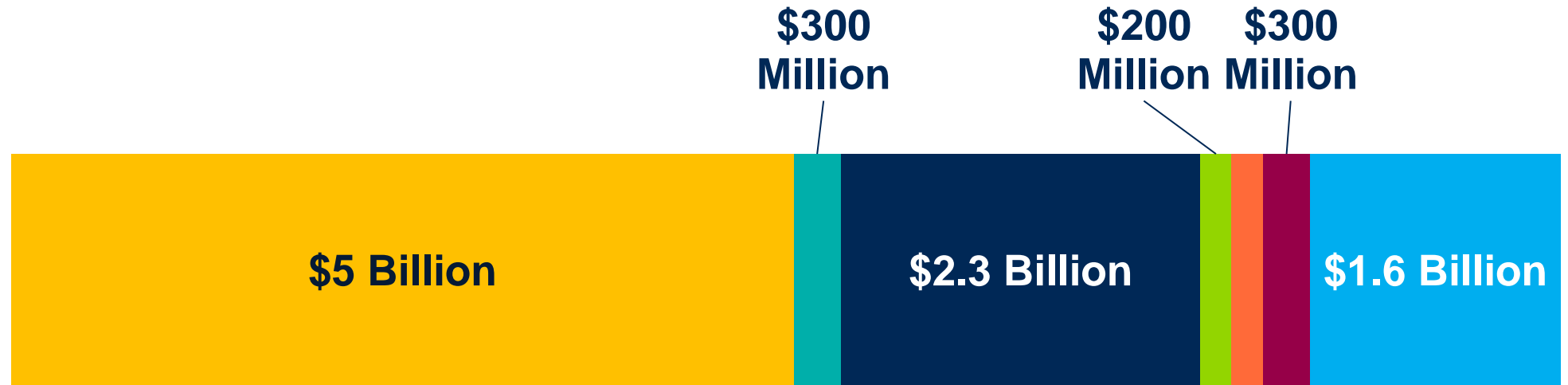
2,200+ Employees, Nearly Every County



Eisenhower Legacy Transportation Program

\$9.9 Billion

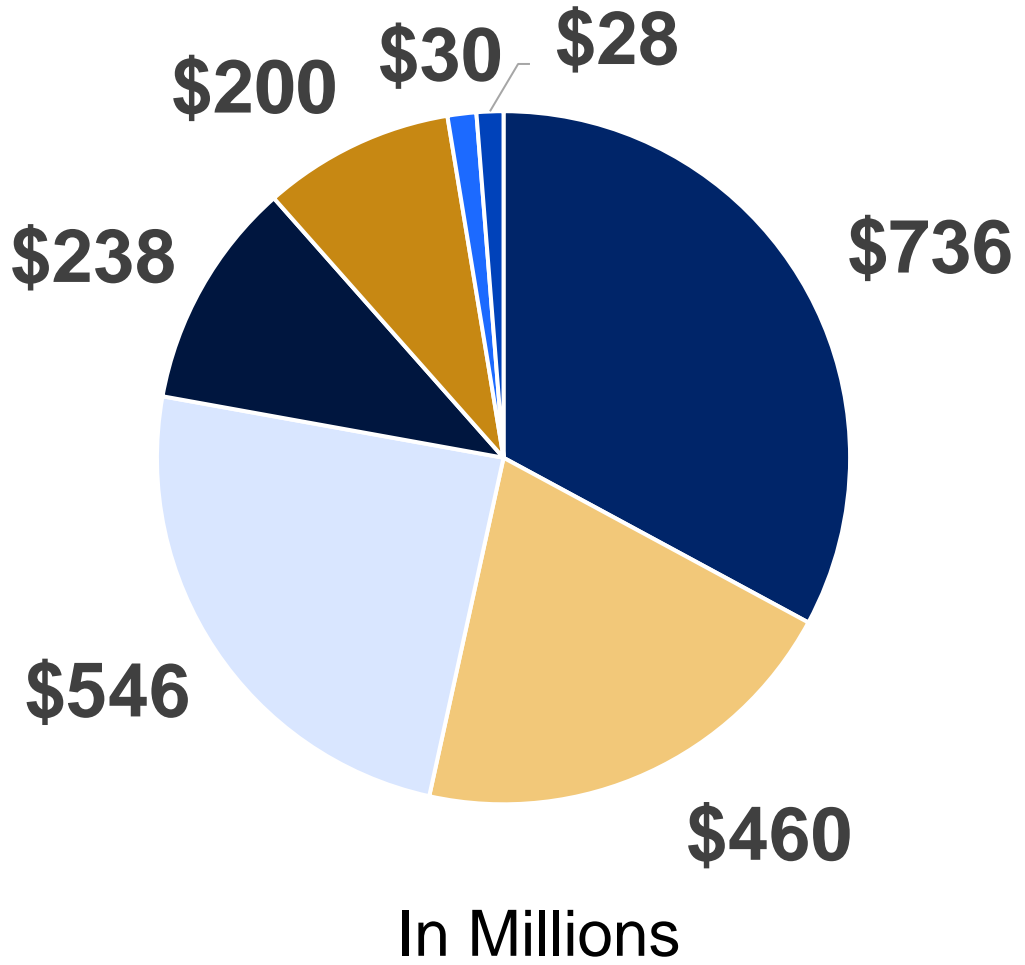
Estimated
10 Years



- Preservation
- Preservation +
- Modernization & Expansion
- Economic Development
- Modes
- Cost Share, Safety & Local Bridge
- Special City County Highway Fund

Note: Modernization & Expansion estimate does not include T-WORKS projects

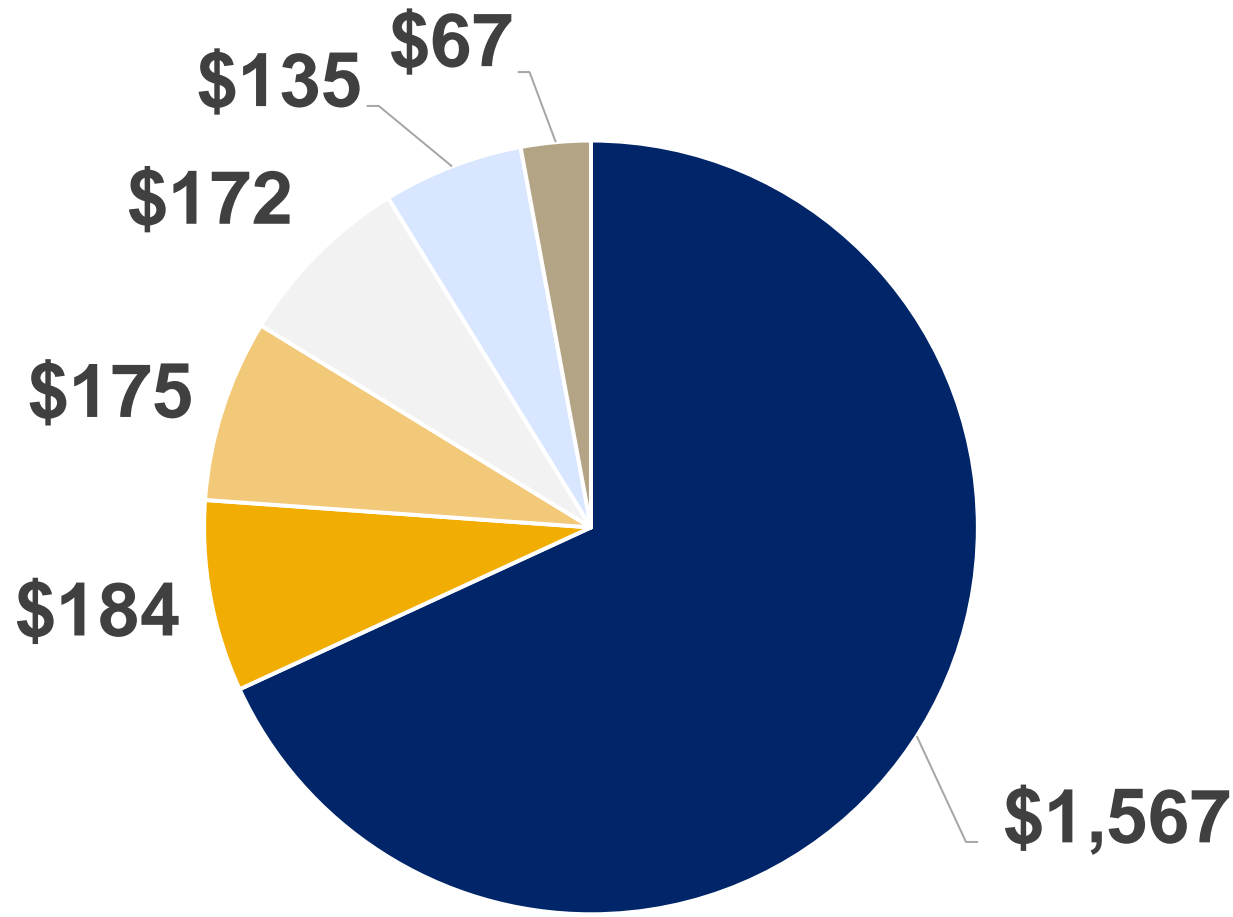
FY 2025 Revenue Sources | All Funds



■ Sales Tax	33%
■ Motor Fuel Taxes	21%
■ Federal Funds	24%
■ Registration & Licenses	11%
■ Bond Proceeds	9%
■ Local Funding	1%
■ Other	1%

\$2.2 Billion Total

FY 2025 Expenditures by Program | All Funds

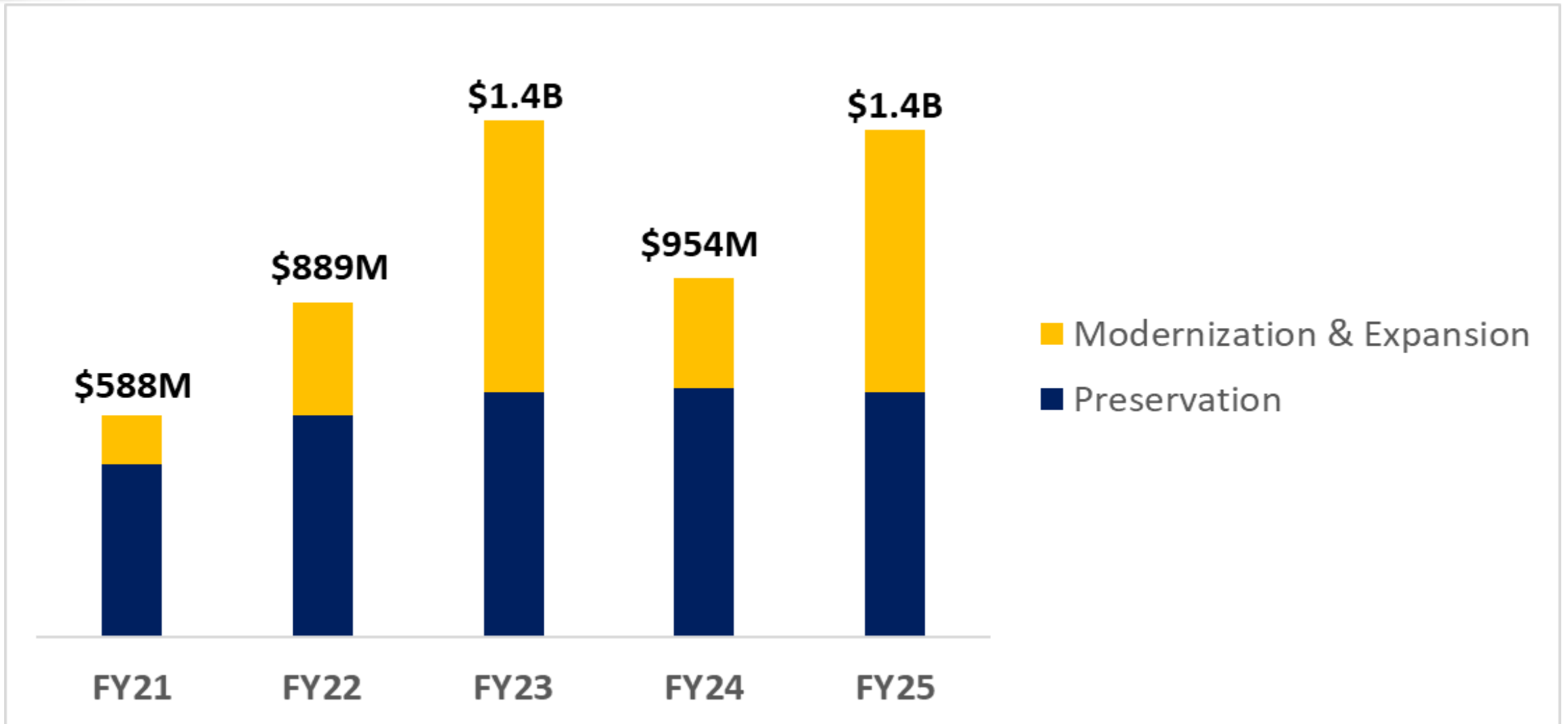


In Millions

Construction	68%
Local Support	8%
Maintenance	8%
Debt Service	7%
Planning & Modes	6%
Administration	3%

\$2.3 Billion Total

Construction Letting | 5 Year Trend



Delivering Legislative Priorities



Let one phase of remaining T-works projects



Let at least 40% of each district minimum investment for Modernization and Expansion by the end of Fiscal Year 2025



Minimum preservation investments in each district

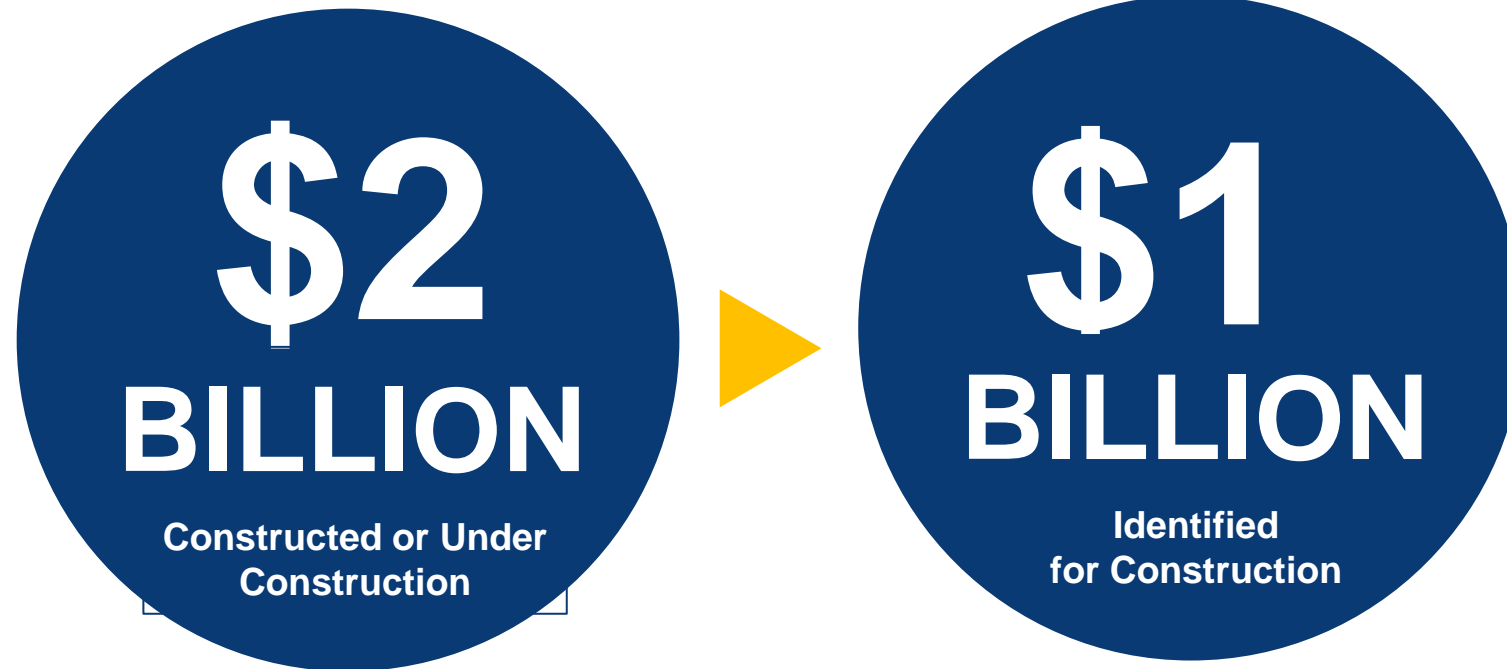


\$8M Investment Promise

Regional Preservation Targets

DISTRICT	CURRENTLY UNDER CONSTRUCTION	MINIMUM 10-YR INVESTMENT		
Northeast	\$543M	\$1,300M	42%	
North Central	\$329M	\$600M	55%	
Northwest	\$243M	\$700M	35%	
Southeast	\$344M	\$550M	63%	
South Central	\$297M	\$800M	37%	
Southwest	\$245M	\$500M	49%	

Preservation



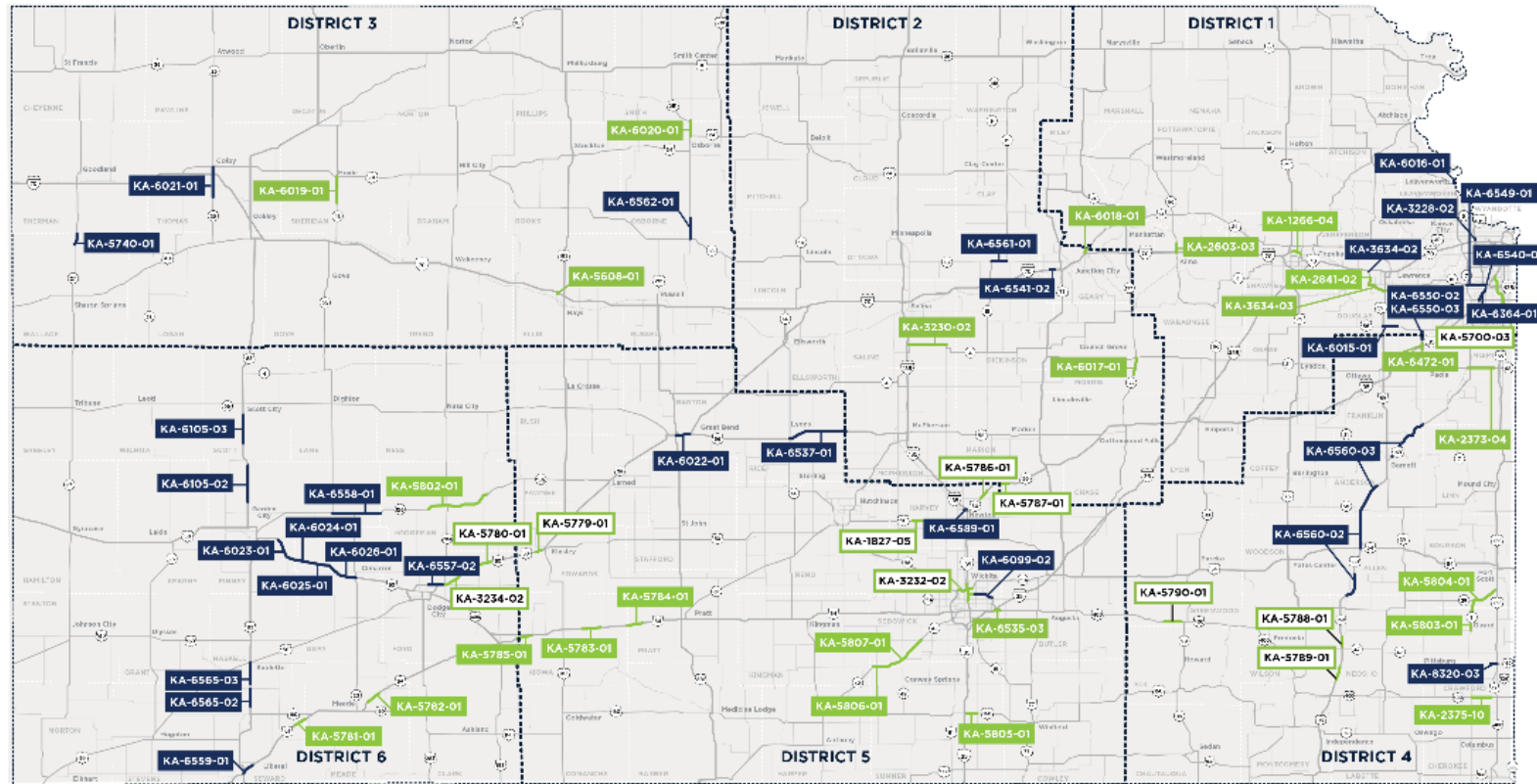
250 bridges
5,200 road miles

Regional Modernization & Expansion Targets

DISTRICT	CURRENTLY UNDER CONSTRUCTION	UNDER CONSTRUCTION BY 2025	MINIMUM INVESTMENT (2025)	
Northeast	\$522M	\$408M	\$220M	✓
North Central	\$8M	\$52M	\$27M	🎯
Northwest	\$0M	\$69M	\$22M	🎯
Southeast	\$24M	\$57M	\$36M	🎯
South Central	\$173M	\$325M	\$119M	✓
Southwest	\$29M	\$30M	\$37M	🎯

Modernization & Expansion

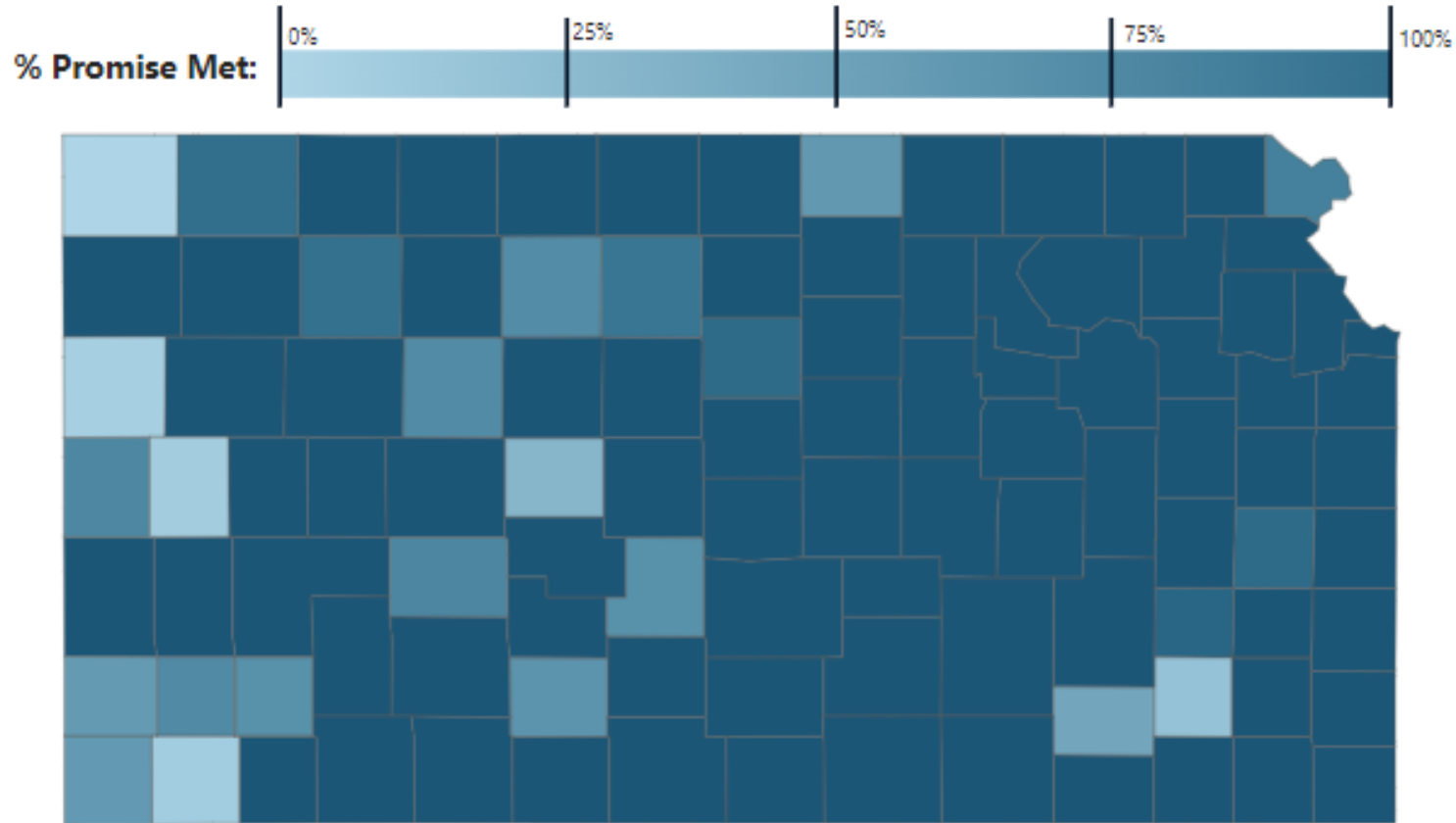
■ Construction Pipeline Projects **■ Development Pipeline Projects** **□ IKE Projects Let to Construction**



**\$2
BILLION**
Projects to Date

**\$350
MILLION**
Added to Construction
Pipeline, 09/2023

\$8M Investment Promise



76%
Promise
Met

Building & Investing *With* Kansans

2023 Local Consult – Recap



1,400+
participants at in-person
and virtual meetings



1,000+
pre-event survey
responses



134
projects evaluated
and shared



\$8.9 Billion
value of projects
evaluated and shared



Statewide Summary Available
ike.ksdot.gov/projects/local-consult-process

Cost Share

- Flexible to address unmet transportation needs
- Popular and Oversubscribed

\$23
MILLION


30
PROJECTS



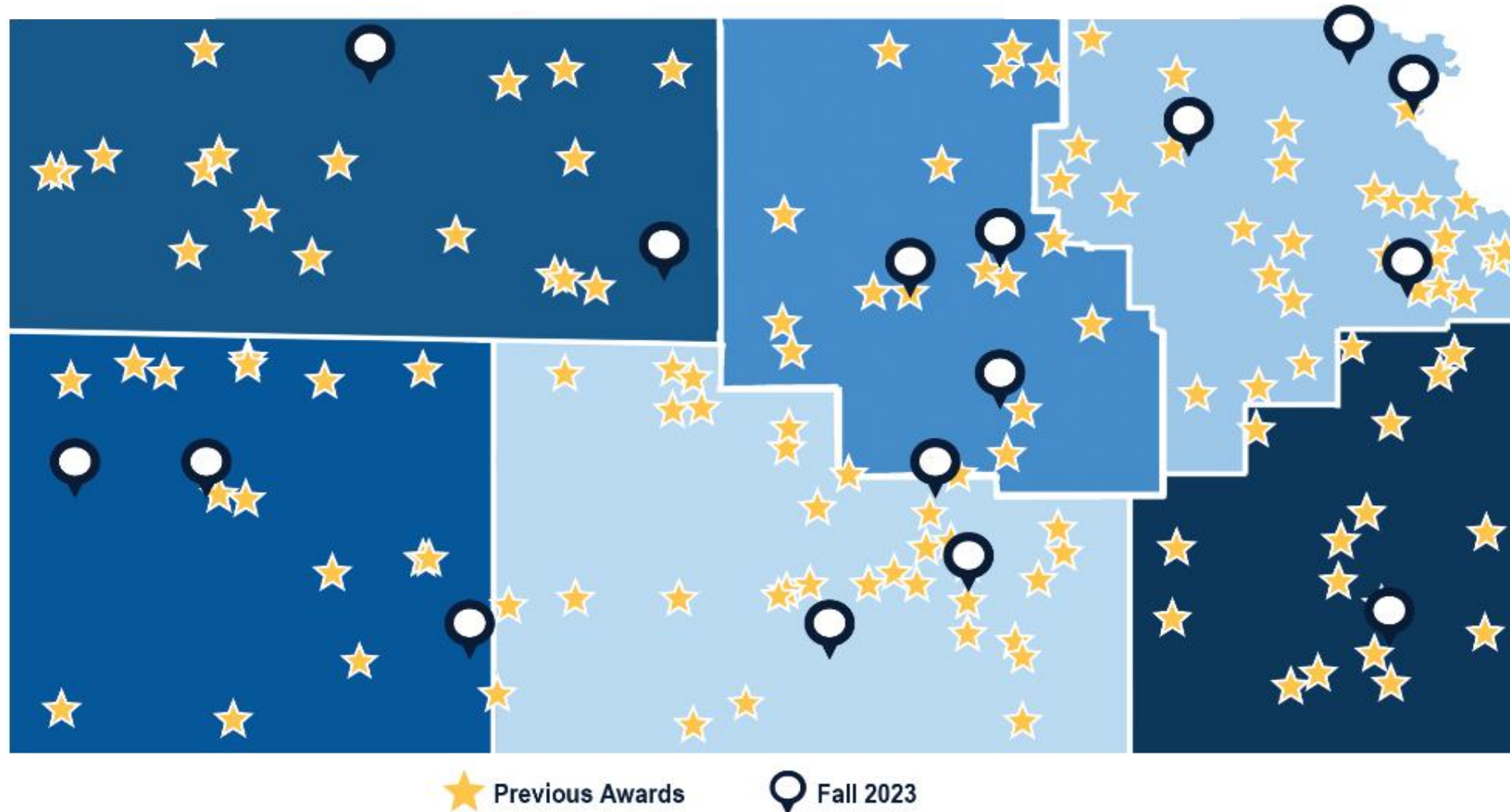
^ Before



v After



Cost Share



Bridges

- 12,000 are 50+ years old
- 80% Local Bridges

19,280
Local
Bridges



5,159
State
Bridges



 Good  Fair  Poor

\$43
MILLION

2023 for Locals
Bridges

\$130
MILLION

2023 for State Bridges

Passenger Rail

Heartland Flyer

New route for **study** to expand passenger rail service

\$500,000

FEDERAL AWARD



Aviation




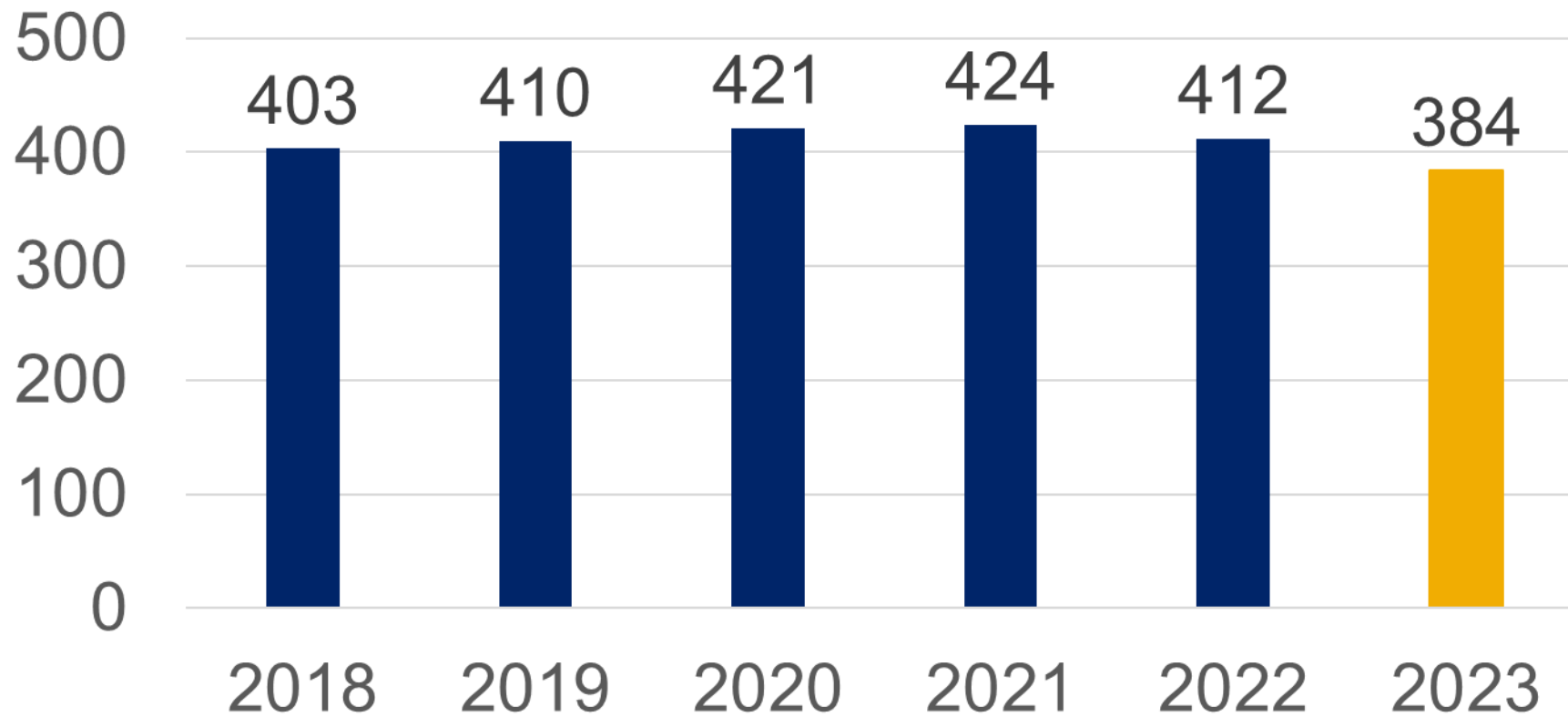
- Airport System is critical
 - \$9 Billion Economic Output
- Joint Task Force Study
 - Increase State Aviation Investment

\$11
MILLION

35
PROJECTS



Kansas Fatalities are DOWN



6.8%

Preliminary Data





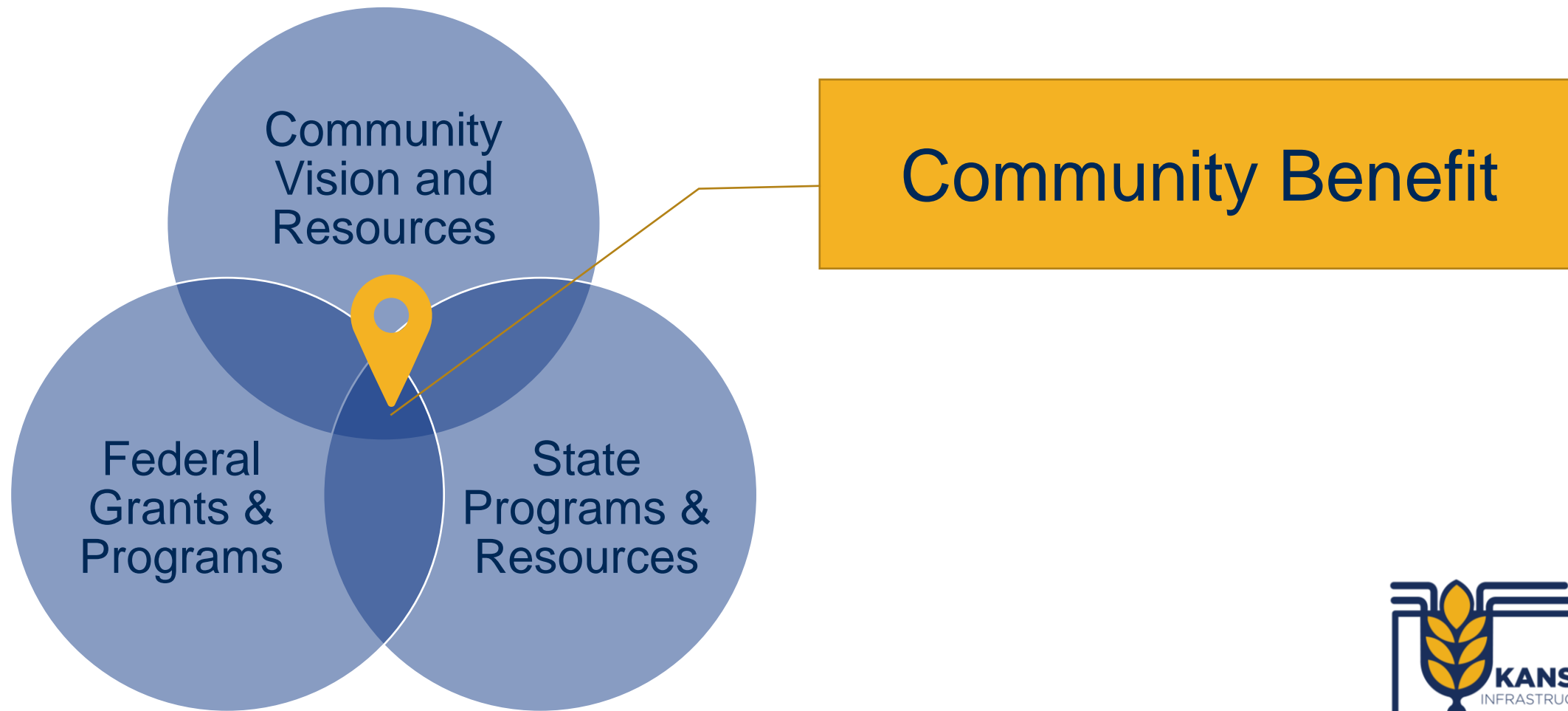
Status Update

Kansas Infrastructure Hub

- Hub Lead Agency
 - Kansas Department of Transportation
- Subcabinet
 - Kansas Department of Commerce
 - Kansas Department of Health and Environment
 - Kansas Department of Agriculture
 - Kansas Department of Administration
 - Kansas Corporation Commission
 - Kansas Water Office

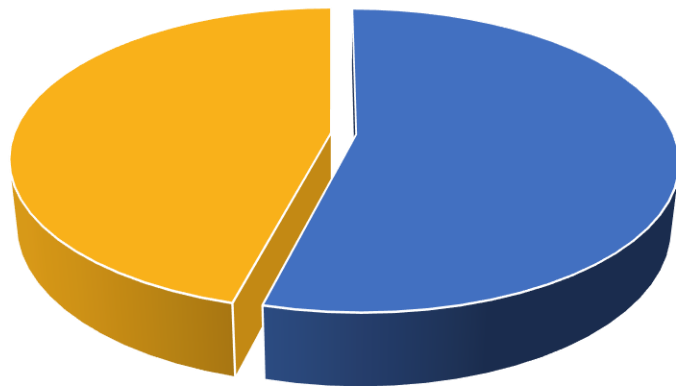


Finding The Sweet Spot



BIL Overview

- Bipartisan Infrastructure Law (BIL)
 - AKA Infrastructure Investment and Jobs Act (IIJA)
- National Infrastructure Investment = \$1.2 Trillion across 5 years
 - Nearly 400 programs across 12 Federal Agencies
 - 60% Formula / 40% Discretionary



■ Formula ■ Discretionary

Formula vs. Discretionary

Guaranteed vs. Earned

Build Kansas Fund



1

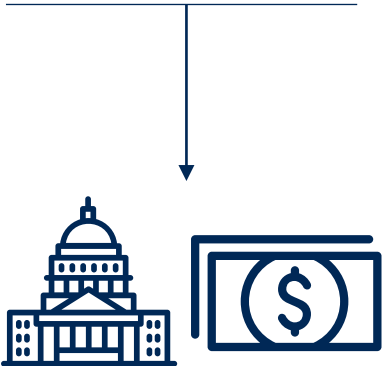
Technical Assistance

\$15M

2

Match Support

\$200M



Federal Grant Awards



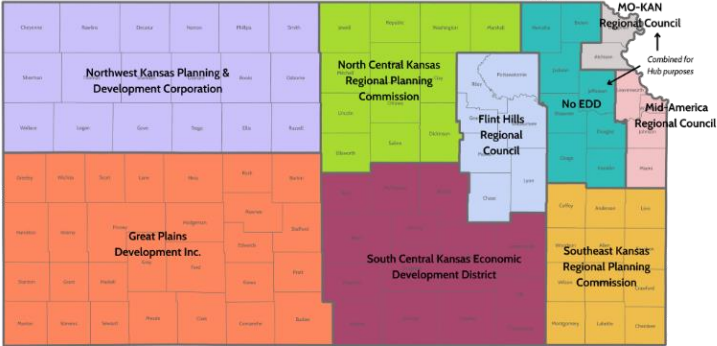
Build Kansas Fund



The Build Kansas Fund provides matching funds...

4-Year Lifespan

...over the life of the fund and BIL, Fiscal Year 2024-2027...



...and promises to invest \$10M in each Economic Development District (EDD)



BIL Grant & Build Kansas Fund Application Process Overview



Important Notes

Eligible entities should submit their Build Kansas Fund application while their federal BIL program application is still in progress

Federal BIL program award notification timelines unknown

Build Kansas funds are contingent upon federal BIL program award notice

Hub Capacity Extension Team (CET)

- Boots on the Ground
 - Witt O'Brien's Lead Consultant
- Initial CET Funding provided by \$3M SPARK award
 - State Efficiency and Modernization Project



Timeline of Build Kansas and CET

	2023												2024
	January	February	March	April	May	June	July	August	September	October	November	December	January
SPARK Award Executed													
Procurement													
Build Kansas Fund Available													--->
Hub Website Update Includes Launch of BKF Content													
Technical Assistance (TA) Activities													--->
Develop BKF Application													
BKF Advisory Committee													



Technical Assistance (TA) Update

350

TA Meetings

35

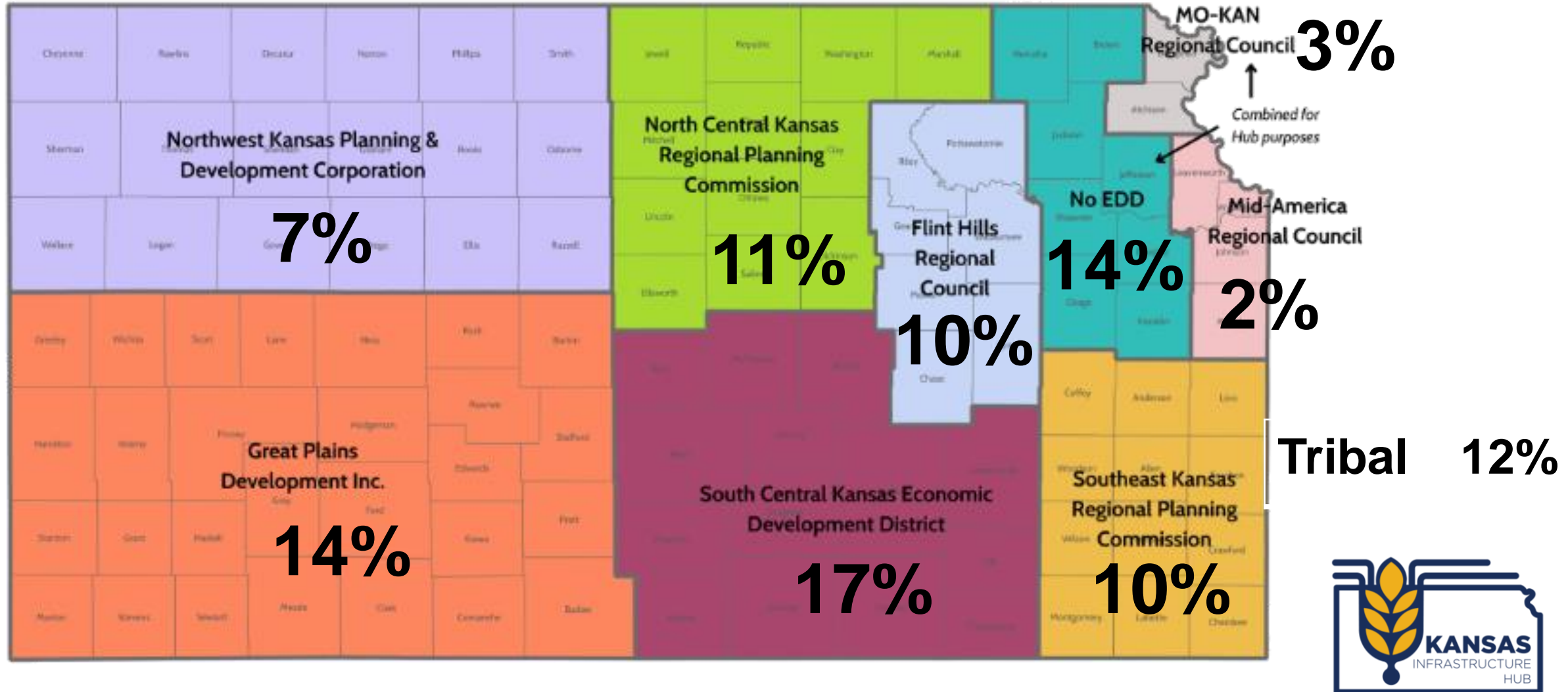
Conferences
Workshops

2

Agency
Assists



Technical Assistance by EDD



Technical Assistance by Sector



28%



15%



5%



40%



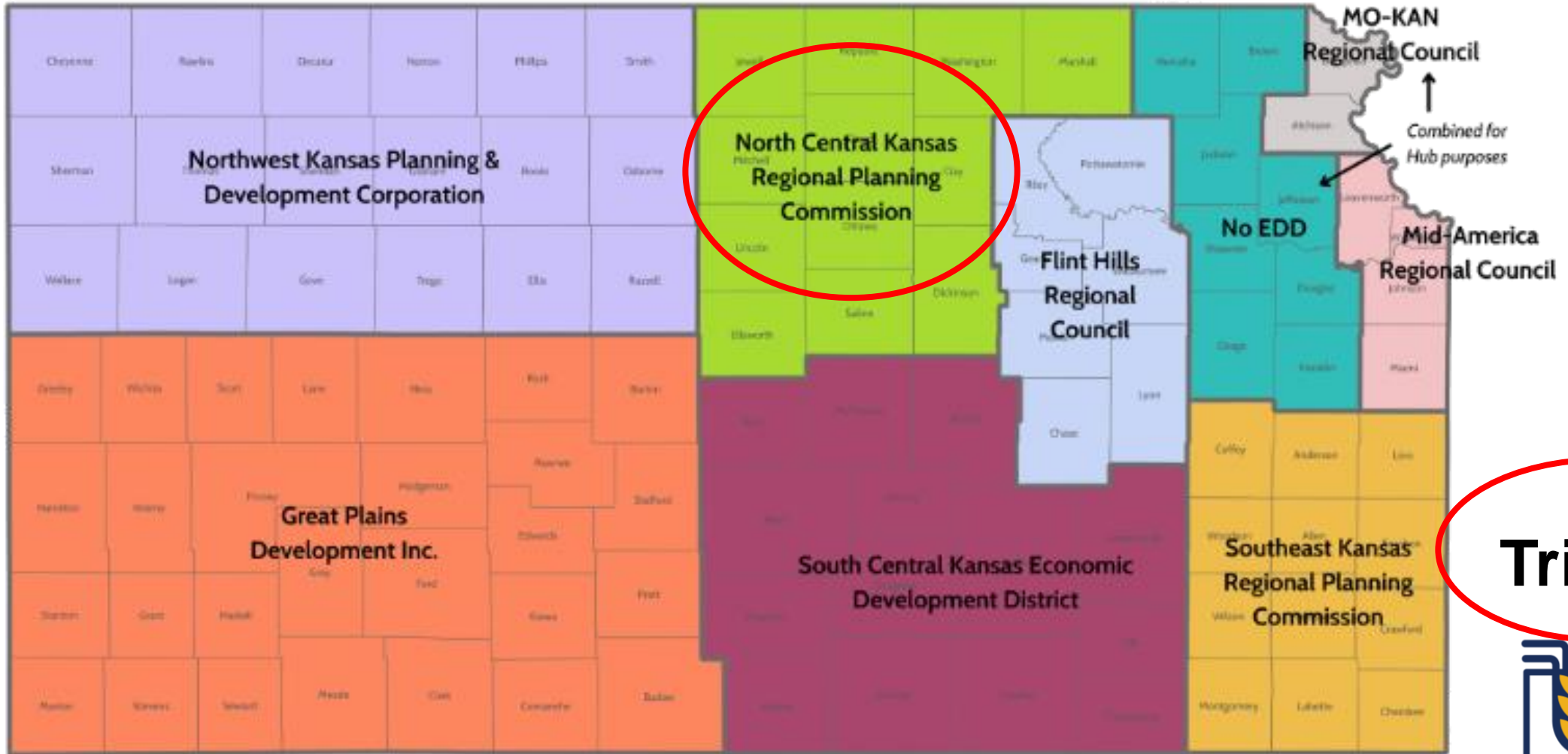
3%

Other

9%



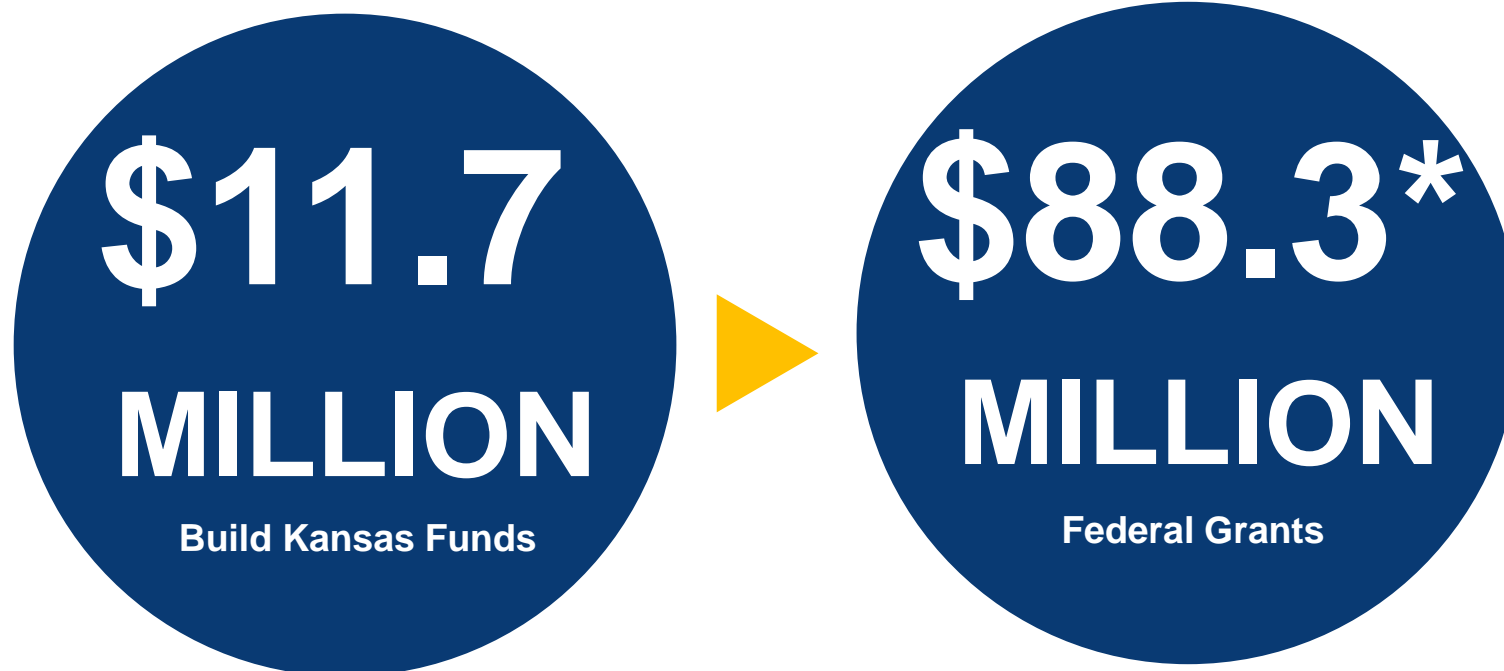
Success Stories



Tribal



Build Kansas Fund | Match To Date



**6 Applications
Approved**

***Upon Federal Award**



Identified Gaps

- Awareness of Programs
- Capacity of applicants to meet program application requirements
- Local Match
- Project Readiness



Northwest Kansas Planning & Development Commission

Maria Zaragoza | mzaragoza@wittobriens.com

North Central Kansas Regional Planning Commission

Kailee Wolterstorff | kwolterstorff@wittobriens.com

Flint Hills Regional Council

Jennifer Colton | jcolton@wittobriens.com

No EDD or RPC

Matt Hanson | mhanson@wittobriens.com
Cynthia Taylor | ctaylor@wittobriens.com

Mid-American Regional Council (MARC)

Matt Hanson | mhanson@wittobriens.com
Cynthia Taylor | ctaylor@wittobriens.com

MO-KAN

Matt Hanson | mhanson@wittobriens.com
Cynthia Taylor | ctaylor@wittobriens.com

Southeast Kansas Regional Planning Commission

Mason Rademaker | mrademaker@wittobriens.com

South Central Kansas Economic Development District

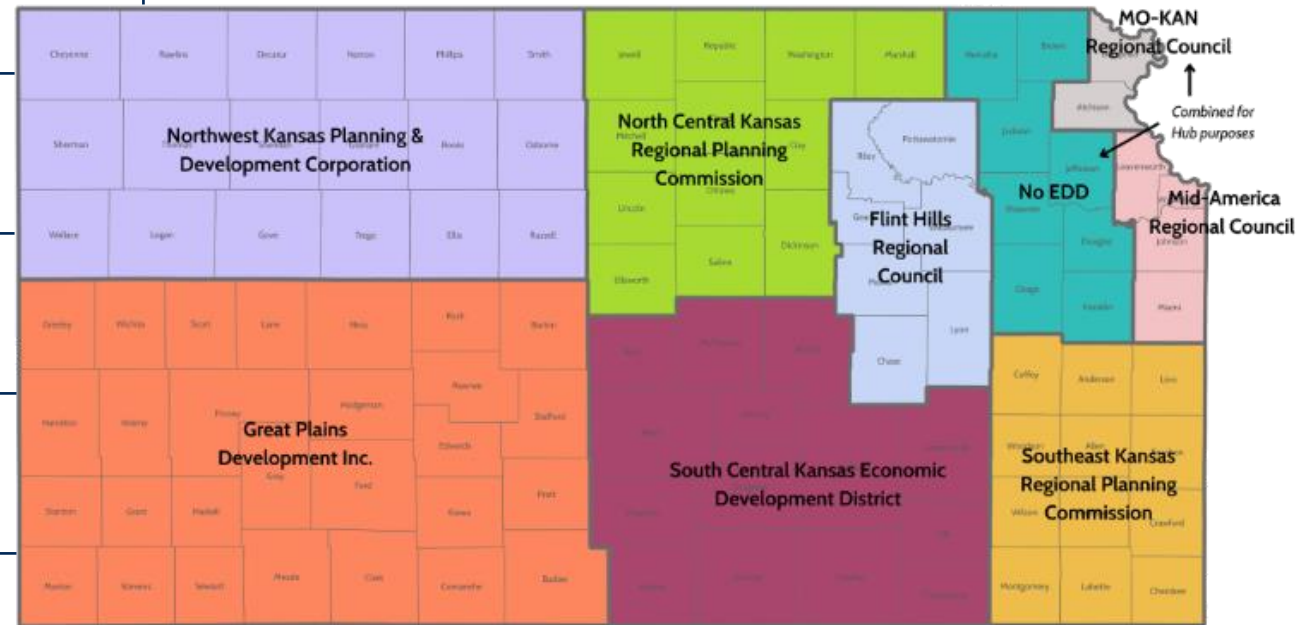
Caitlin Wood | cwood@wittobriens.com

Great Plains Development

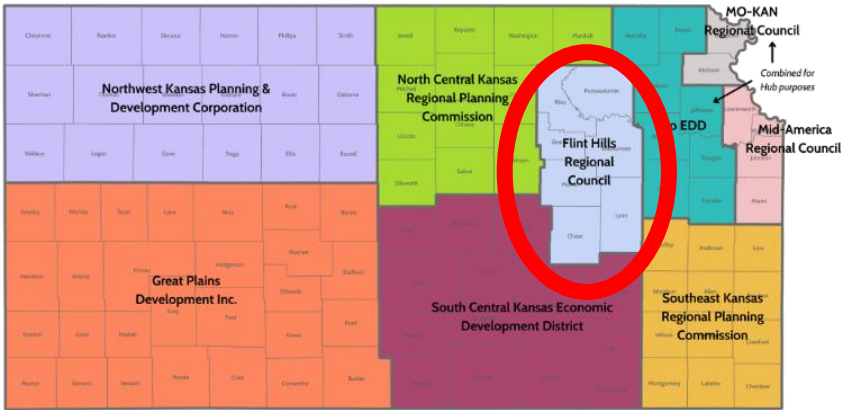
Phyllis Wahahrockah-Tasi | pwahahrockahtasi@wittobriens.com

Tribal Governments

Phyllis Wahahrockah-Tasi | pwahahrockahtasi@wittobriens.com



Salina Airport Authority



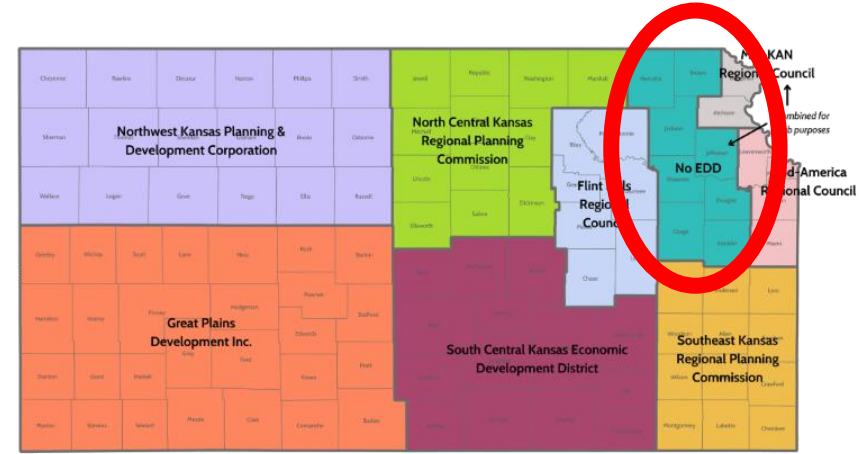
Build Kansas Fund
\$745,566



Federal \$ Unlocked
\$14,165,754

USDOT | Airport Terminal Program

City of Ozawkie



Build Kansas Fund
\$41,775

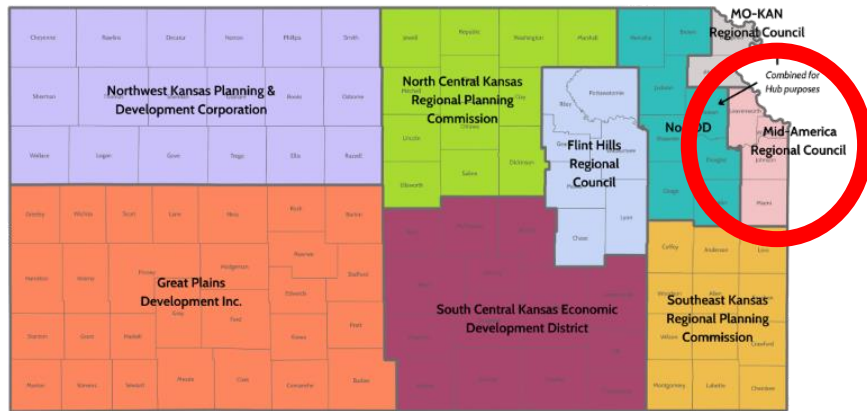


Federal \$ Unlocked
\$133,680

FEMA | Building Resilient
Infrastructure & Communities (BRIC)



Unified Government



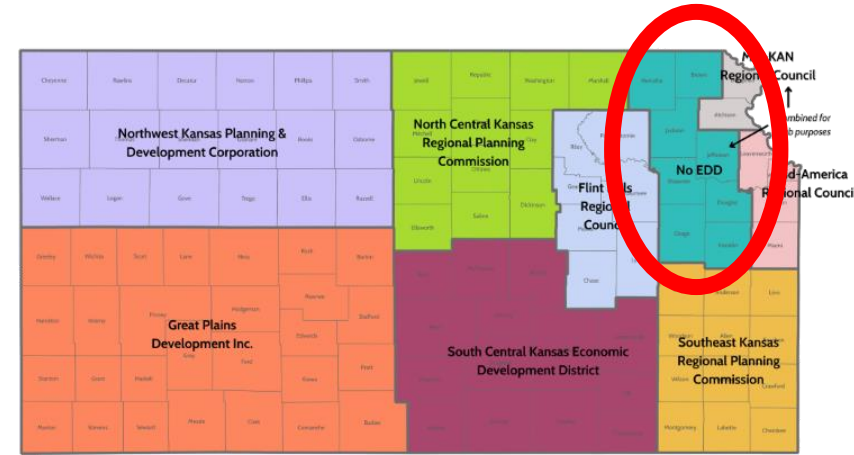
Build Kansas Fund
\$10,000,000



Federal \$ Unlocked
\$69,960,000

USDOT | Multimodal Project (MPDG)

City of Ozawkie



Build Kansas Fund
\$121,862



Federal \$ Unlocked
\$389,958

FEMA | Building Resilient
 Infrastructure & Communities (BRIC)



City of Russell



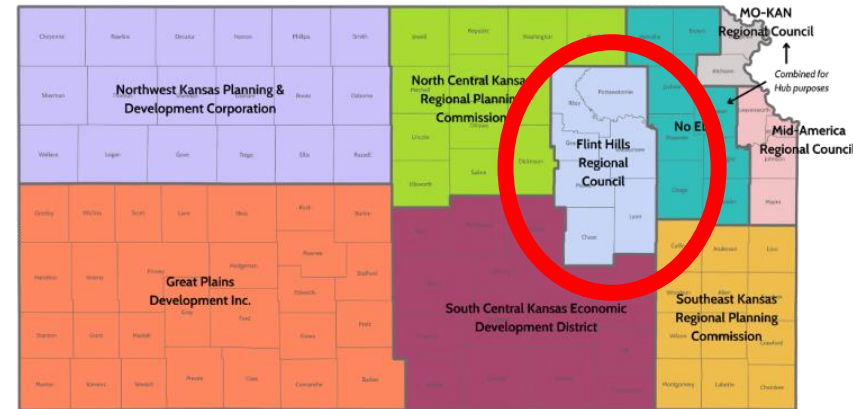
Build Kansas Fund
\$339,941



Federal \$ Unlocked
\$2,039,649

FEMA | Building Resilient
 Infrastructure & Communities (BRIC)

City of Ogden



Build Kansas Fund
\$399,000



Federal \$ Unlocked
\$1,596,000

USDOT | Reconnecting Communities



Thank You

