



1



2



3



4





5



6



7



8



## Our Team

- 2,169 total employees —————> 615 less than in 2011
- 1,546 employees in 6 districts —————> 65% of staff reductions
  - Road maintenance & construction inspection
- 623 employees at headquarters
  - Planning and local projects
  - Road and bridge design
  - Aviation, rail, & transit services
  - Signs, access, and speed limits

9

## Our highway system – 4<sup>th</sup> largest in nation



142,046 miles of public roads  
 • 9,414 on state system



24,833 total bridges in Kansas  
 5,112 bridges on state system



\$603 million of freight is transported daily



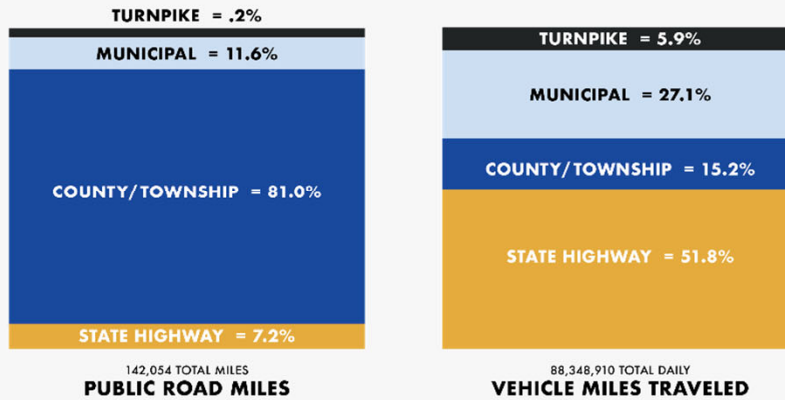
2 million+ registered drivers in our state



2.4 million+ registered vehicles

10


## Traffic disproportionate to system size



2017 Mileage and Travel (State Highway includes City Connecting Links)

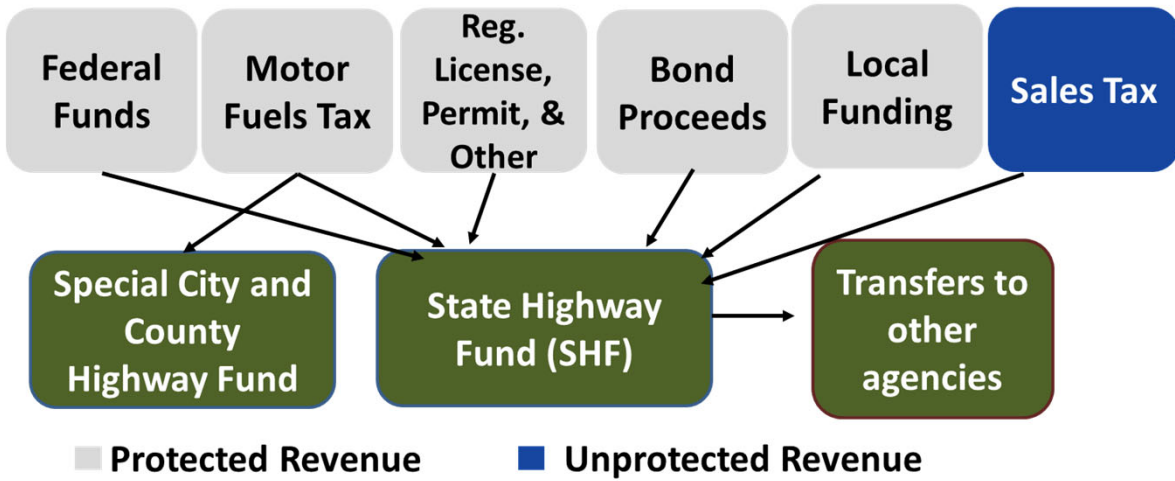
11

## Modal Programs



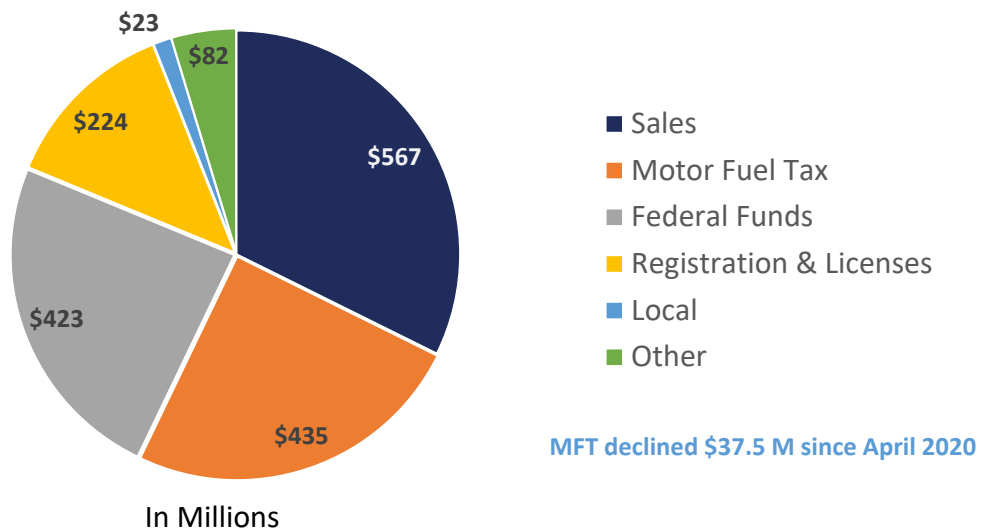
12

## How does Kansas fund transportation?



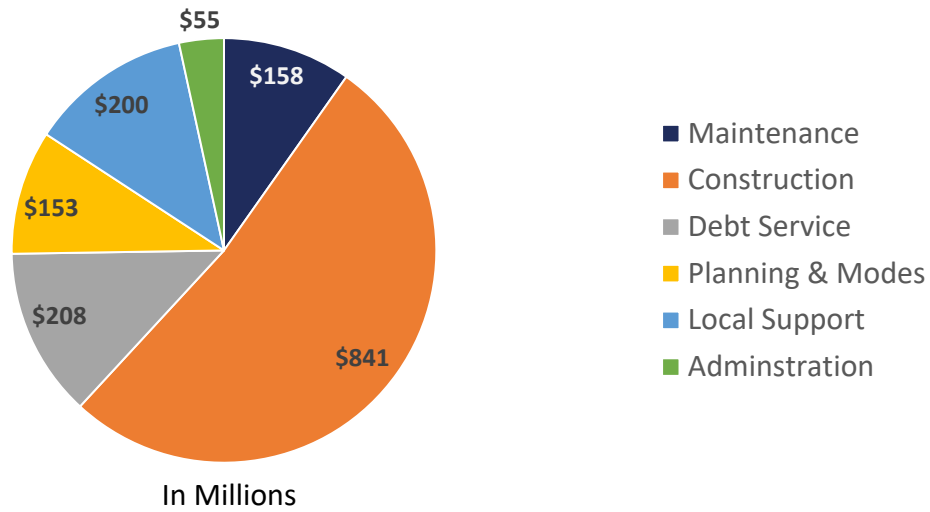
13

## FY 2021 Revenue Sources – (All Funds)



14

## FY 2021 Expenditures– (All Funds)



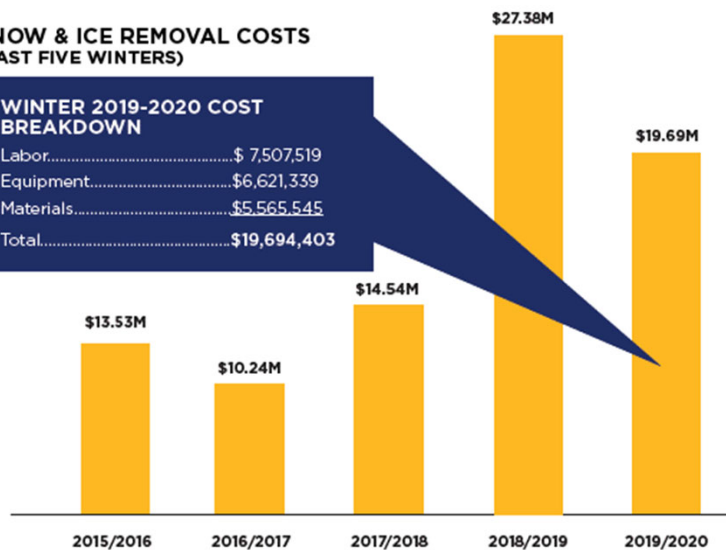
15

## Snow and Ice Removal

### SNOW & ICE REMOVAL COSTS (PAST FIVE WINTERS)

**WINTER 2019-2020 COST BREAKDOWN**

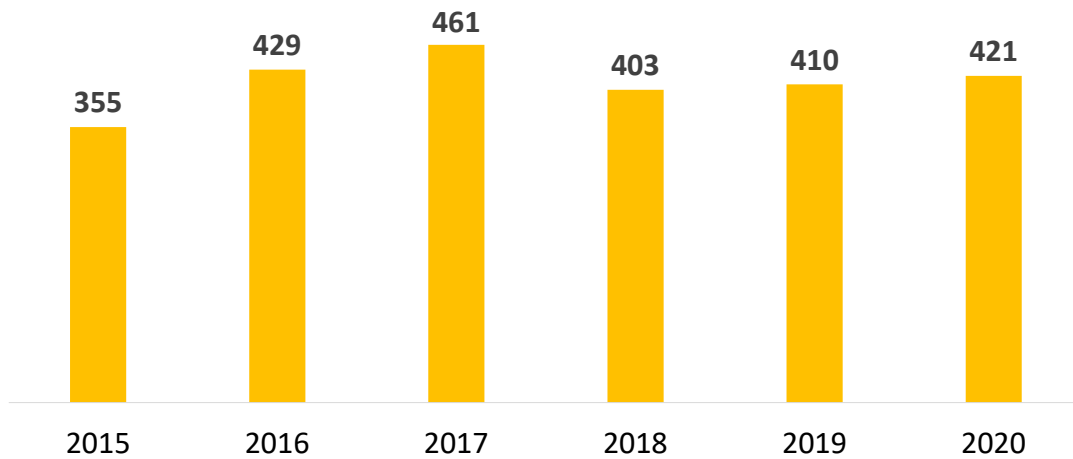
Labor.....	\$ 7,507,519
Equipment.....	\$6,621,339
Materials.....	\$5,565,545
<b>Total.....</b>	<b>\$19,694,403</b>



16



## Traffic fatalities increased despite less traffic in 2020



17

## New Mission, Vision & Values

- ★ **VISION:** Kansas will be a national transportation leader with a **modern, efficient and resilient system** that serves all **users, businesses and partners**.
- ★ **MISSION:** To provide a **safe, reliable, innovative** statewide transportation system that works for all Kansans **today** and in the **future**.
- ★ **VALUES:**
  - Safety
  - Innovation
  - Customer Service
  - Money Matters
  - Teamwork
  - Transparency & Accountability

18

## Effort underway to update our performance measures

Additional metrics will be added in FY 2023 budget submission, emphasis on **user experience**

Examples of potential FY 2023 metrics:

- Annual hours of delay per commuter & for trucks
- Number of jobs within 30-minute transit/auto commutes
- Dedicated law enforcement hours for traffic safety enforcement

Will drive greater accountability in our decision-making and provide more transparency to Kansans

19

## New IKE program serves today's & tomorrow's needs

- \$9.9 billion over 10 years
- Strengthens infrastructure
- More economic growth opportunities

**Thank you\$**



20



21

## Thanks to your support, we've launched all IKE programs

Same

New/Reinstated

22

## Pavement health has declined



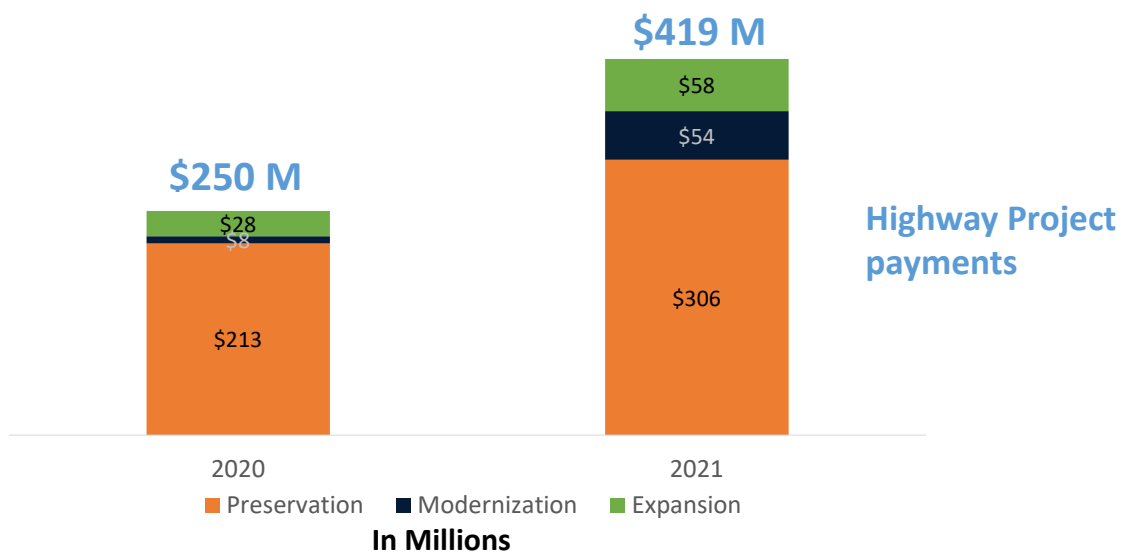
Pavement can be smooth....



But core's crumbling underneath

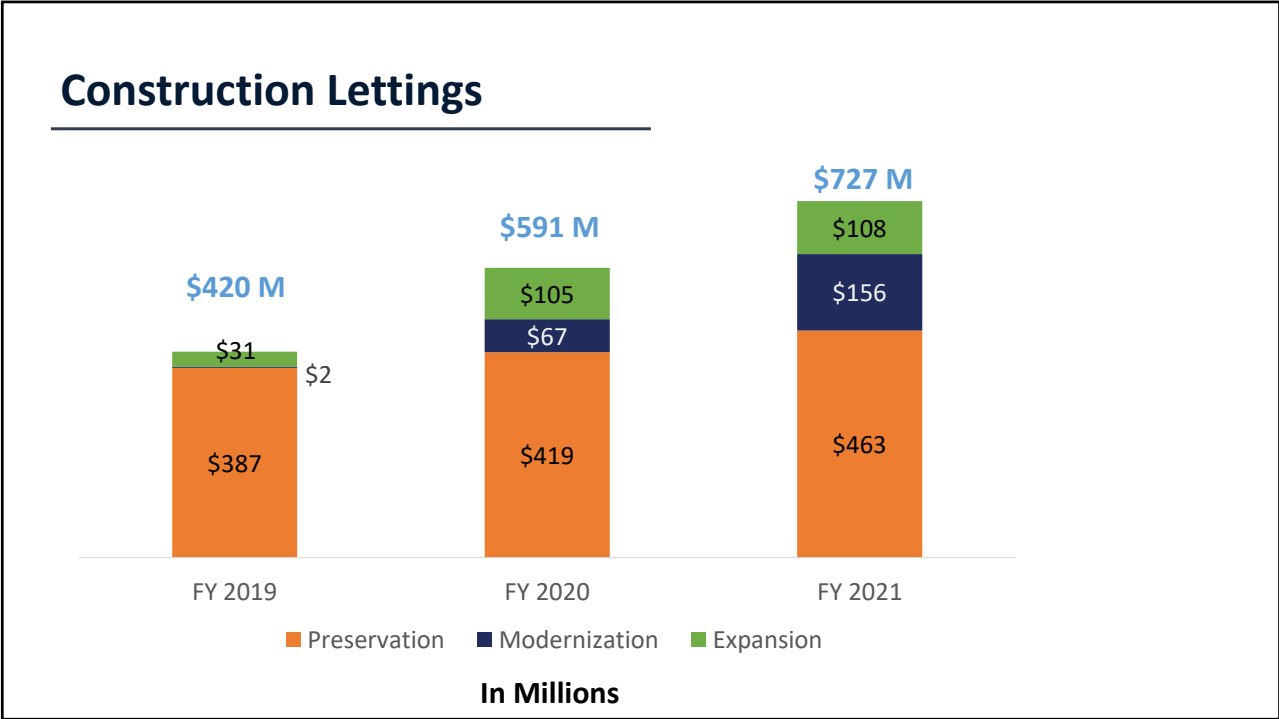
23

## Investments & Jobs for Kansas economy



24





25



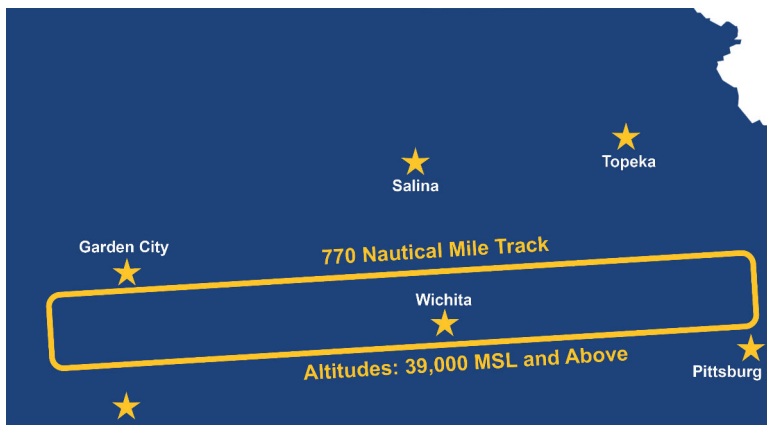
26

## Cost Share has benefited rural and urban areas



27

## Kansas is a national leader in aviation innovation



Super Sonic Corridor



UAS Pilot Program

28





# Problem Solving

29

## Belle Plaine – Quiet Zone

“I just know it’s going to be the shot in the arm this community needs. I feel like it’s just the beginning of good news to start rolling back our way. People will be encouraged that Small Town America really does have a voice in this world.”

- Robin Macy



30

## Kansas economic recovery

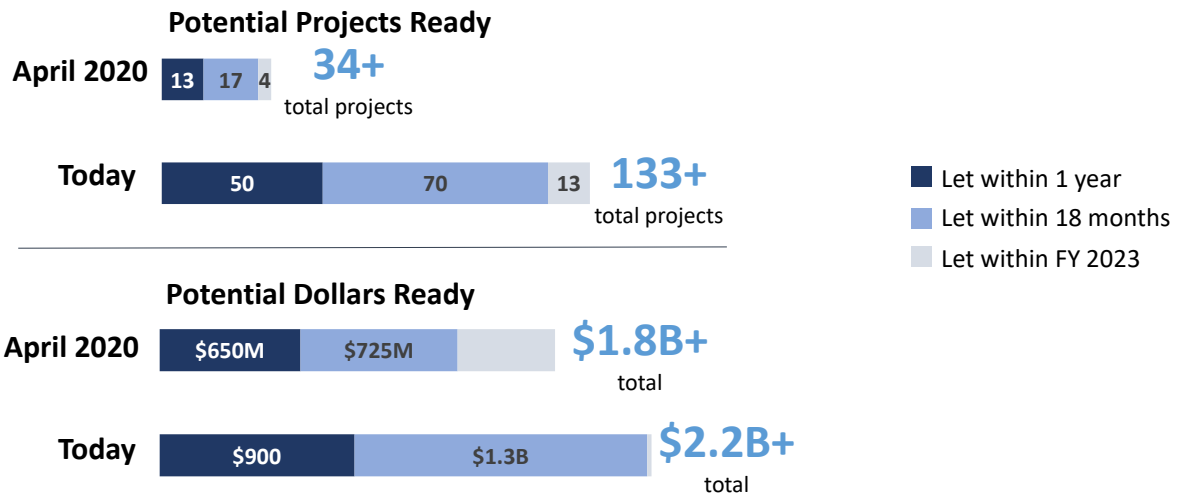
- Transportation investments create good jobs & more economic opportunities
- Creating a faster and better project delivery process has well positioned us
- Stimulus prep team



AMELIA EARHART MEMORIAL BRIDGE  
 ATCHISON, KANSAS  
 Completed by the WPA in 1938

31

### Stimulus Pipeline Progress – Thank you to our Prep Team



32



## HR 133: Federal COVID Relief Bill Investment Areas



Increased Preservation Work  
**\$25 to \$40 M**



Increased Local Partnership Projects  
**\$10 to \$15 M**



Keeping State & Local budgets whole  
**\$37.5 M**

---

**\$84 M TOTAL**



Prioritizing flexibility  
to maximize dollars  
put on the road